

VASANTRAO BANDUJI PATIL TRUST'S

APPASAHEB BIRNALE COLLEGE OF ARCHITECTURE, SANGLI

(Approved by AICTE, C.O.A New Delhi, Affiliated to Shivaji University Kolhapur)

South Shivajinagar, Sangli Miraj Road, Sangli-416146. Ph. No- (0233) 2320294, 2322336.


Website- www.abcasangli.edu.in Affiliated: Shivaji University Kolhapur

Principal: - Dr. Arundhati P Wategave Ph.D.

Criterion-I

1.4 Feedback Systems

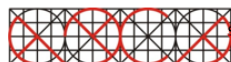
Criterion Sub code	Content	Document
1.4.1	2) Students Feedback Collection & Analysis	View Document



Appasaheb Birnale College of Architecture , Sangli
(Feedback Analysis Cell)
(Academic Year 2021-2022)

Students Feedback form (Faculty & Teaching Carriculum)

- 1) Knowledge of Subject
- 2) Contents of the Lecture
- 3) Ability to Explain
- 4) Presentation skills
- 5) Coverage of Syllabus
- 6) Speed of deliverance of Lecture
- 7) Replies to the queries by students
- 8) Interest in the education of the students
- 9) Discuss subject related topics
- 10) Class control & Discipline
- 11) Ability to create interest in the subject
- 12) Preparedness of the subject
- 13) Overall performance



Shri.Vasantrao Banduji Patil Trusts
Appasaheb Birnale College of Architecture, Sangli

Student Feedback Form

Semester: Class:

Date: / /

2016

NOTE: Student is requested to assist the institute to provide feedback on faculty, as prescribed by them. By no means it is to be seen as an evaluation of a teacher but to be seen as determining on parameters that could improve and enhance the effectiveness of digestion of a subject for the benefits of our valued students and notions used in below table are
E - Excellent, VG - Very Good, G - Good, A - Average

Name of the Faculty	Prof.S.K.Gore				Prof.T.D.Gadgil				Prof.A.P.Wategave				Prof.S.P.Jagtap				Prof.P.P.Pise				Prof.V.D.Rasal				Prof.A.B.Tare			
Points against which feedback is being sought	E	VG	G	A	E	VG	G	A	E	VG	G	A	E	VG	G	A	E	VG	G	A	E	VG	G	A	E	VG	G	A
1. Knowledge of Subject																												
2. Contents of the Lecture																												
3. Ability to Explain																												
4. Presentation skills																												
5. Coverage of Syllabus																												
6. Speed of deliverance of Lecture																												
7. Replies to the queries by students																												
8. Interest in the education of the students																												
9. Discuss subject related topics																												
10. Class control & Discipline																												
11. Teachers shows victimization or Favoritism towards students.																												
12. Overall performance																												

Explanation of Points

1. Knowledge of Subject	Good and adequate knowledge about the subject.
2. Contents of the Lecture	The contents of the lectures are as per technical requirements of the subject and University syllabus.
3. Ability to Explain	Clear and well defined explanation about the subject.
4. Presentation skills	The presentation of the lecture is simple, understandable and effective
5. Coverage of Syllabus	Whether whole of the prescribed syllabus has been covered / completed
6. Speed of deliverance of Lecture	Appropriate speed to understand subject by weak, average and good students
7. Replies to the queries by students	Students queries are answer to their satisfaction
8. Interest in the education of the students	Faculty takes interest in the education of the students and motivates / encourages him / her in subjects & overall performance
9. Discuss subject related topics	Discussing about contemporary topics related to the subject in the classroom.
10. Class control & Discipline	Subject teacher is able to control the students in the class.
11. Teachers shows victimization or Favoritism towards students.	Does the teacher victimize or show favoritism to some students.
12. Overall performance	Considering all aspects, overall performance of the faculty

Observation of Feedback In charge:

Observation of Principal :



Appasaheb Birnale College of Architecture , Sangli (Feedback Analysis Cell)

Students Feedback form (Academic & Infrastructure)

- 1) Name of the Student
- 2) Programme Name
- 3) PRN No
- 4) Academic Class
- 5) Year
- 6) Gender
- 7) Email Id
- 8) Mobile No

- 1) Grade the year Calendar schedule followed by college
- 2) Grade the time table prepared by college
- 3) Grade the content of syllabus by Shivaji University
- 4) Grade the quality of teaching methodology
- 5) Grade the internal evaluation process followed throughout the academic semester.
- 6) Grade the external evaluation process followed.
- 7) Grade the extracurricular activities conducted by institution
- 8) Grade the quality of workshops conducted by institution
- 9) Grade the quality of seminars conducted by institution
- 10) Grade the quality of guest lectures conducted by institution
- 11) Grade the case studies suggested by institute
- 12) Grade the quality of computer facilities available with institute
- 13) Grade the quality of WI-FI facility provided by institute
- 14) Grade the quality of smart classrooms
- 15) Grade the quality of Offline library facility by institute
- 16) Grade the quality of e-library provided by institute
- 17) Grade the supporting admin staff & office management system
- 18) Grade the working of various club's running in college
- 19) Grade the working of Exhibition running in college
- 20) Grade the overall Quality of institute



Students Feedback form 2021-2022



Shri.Vasantao Banduji Patil Trusts
Appasaheb Birnale College of Architecture, Sangli

Student Feedback Form

NOTE: Student is requested to assist the institute to provide feedback on faculty, as prescribed by them. By no means it is to be seen as an evaluation of the institute. The feedback is to be used for the improvement of the institute. The feedback is to be used for the improvement of the institute. The feedback is to be used for the improvement of the institute.

E - Excellent, VG - Very Good, G - Good, A - Average

Name of the Faculty Points against which feedback is being sought	Prof.S.K.Gore		Prof.T.D.Gadgil		Prof.A.P.Wategave		Prof.S.P.Jagtap		Prof.P.P.Pise		Prof.V.D.Rasal		Prof.A.B.Tare			
	E	V	G	A	E	V	G	A	E	V	G	A	E	V	G	A
1. Knowledge of Subject																
2. Contents of the Lecture																
3. Ability to Explain																
4. Presentation skills																
5. Coverage of Syllabus																
6. Speed of deliverance of Lecture																
5. Replies to the queries by students																
6. Interest in the education of the students																
7. Discuss subject related topics																
8. Class control & Discipline																
9. Teachers shows victimization or Favoritism towards students.																
10. Ability to create interest in the subject																
11. Preparedness of the subject																
12. Overall performance																

Explanation of Points

1. Knowledge of Subject	Good and adequate knowledge about the subject.
2. Contents of the Lecture	The contents of the lectures are as per technical requirements of the subject and University syllabus.
3. Ability to Explain	Clear and well defined explanation about the subject.
4. Presentation skills	The presentation of the lecture is simple, understandable and effective
5. Coverage of Syllabus	Whether whole of the prescribed syllabus has been covered / completed
6. Speed of delivery of Lecture	Appropriate speed to understand subject by weak, average and good students
7. Replies to the queries by students	Student's queries are answer to their satisfaction
8. Interest in the edu of the students	Faculty takes interest in the education of the students and motivates / encourages him / her in subjects & overall performance
9. Discuss subject related topics	Discussing about contemporary topics related to the subject in the classroom.
10. Class control & Discipline	Subject teacher is able to control the students in the class.
11. Teachers shows victimization or Favoritism towards students.	Does the teacher victimize or show favoritism to some students.
12. Ability to create interest in the subject	Ability to create interest in the subject with enthusiasm.
13. Preparedness of the subject	Whether the teacher is well prepared for the subject
14. Overall performance	Considering all aspects, overall performance of the faculty

Name of the Student:
Observation of Feedback In charge:

Observation of Principal :
Prof.V.B.Sambekar

Mr. Vishal Mahesh Ashtekar



Students Feedback form 2021-2022



Shri.Vasantrao Banduji Patil Trusts
Appasaheb Birnale College of Architecture, Sangli

Student Feedback Form

NOTE: Student is requested to assist the institute to provide feedback on faculty, as prescribed by them. By no means it is to be seen as an evaluation of a teacher but to be seen as determining on parameters that could improve and enhance the effectiveness of digestion of a subject for the benefits of our valued students and notions used in below table are
E - Excellent, VG - Very Good, G - Good, A - Average

Name of the Faculty	Prof.S.K.Gore			Prof.T.D.Gadgil			Prof.A.P.Wategave			Prof.S.P.Jagtap			Prof.P.P.Pise			Prof.V.D.Rasal			Prof.A.B.Tare		
	E	V	G	A	E	V	G	A	E	V	G	A	E	V	G	A	E	V	G	A	
Points against which feedback is being sought																					
1. Knowledge of Subject																					
2. Contents of the Lecture																					
3. Ability to Explain																					
4. Presentation skills																					
5. Coverage of Syllabus																					
6. Speed of deliverance of Lecture																					
5. Replies to the queries by students																					
6. Interest in the education of the students																					
7. Discuss subject related topics																					
8. Class control & Discipline																					
9. Teachers shows victimization or Favoritism towards students.																					
10. Ability to create interest in the subject																					
11. Preparedness of the subject																					
12. Overall performance																					

Explanation of Points

1. Knowledge of Subject	Good and adequate knowledge about the subject.
2. Contents of the Lecture	The contents of the lectures are as per technical requirements of the subject and University syllabus.
3. Ability to Explain	Clear and well defined explanation about the subject
4. Presentation skills	The presentation of the lecture is simple, understandable and effective
5. Coverage of Syllabus	Whether whole of the prescribed syllabus has been covered / completed
6. Speed of deliverance of Lecture	Appropriate speed to understand subject by weak, average and good students
5. Replies to the queries by students	Student's queries are answer to their satisfaction
6. Interest in the edu of the students	Faculty takes interest in the education of the students and motivates / encourages him / her in subjects & overall performance
7. Discuss subject related topics	Discussing about contemporary topics related to the subject in the classroom.
8. Class control & Discipline	Subject teacher is able to control the students in the class.
9. Teachers shows victimization or Favoritism towards students.	Does the teacher victimize or show favoritism to some students.
10. Ability to create interest in the subject	Ability to create interest in the subject with enthusiasm.
11. Preparedness of the subject	Whether the teacher is well prepared for the subject.
12. Overall performance	Considering all aspects, overall performance of the faculty

Name of the Student
Observation of

Observation of Principal :
Prof.V.B.Sambrekar

Miss.Rutuja Balasaheb Bhosale



Faculty Feedback Responses (Statistical Analysis)

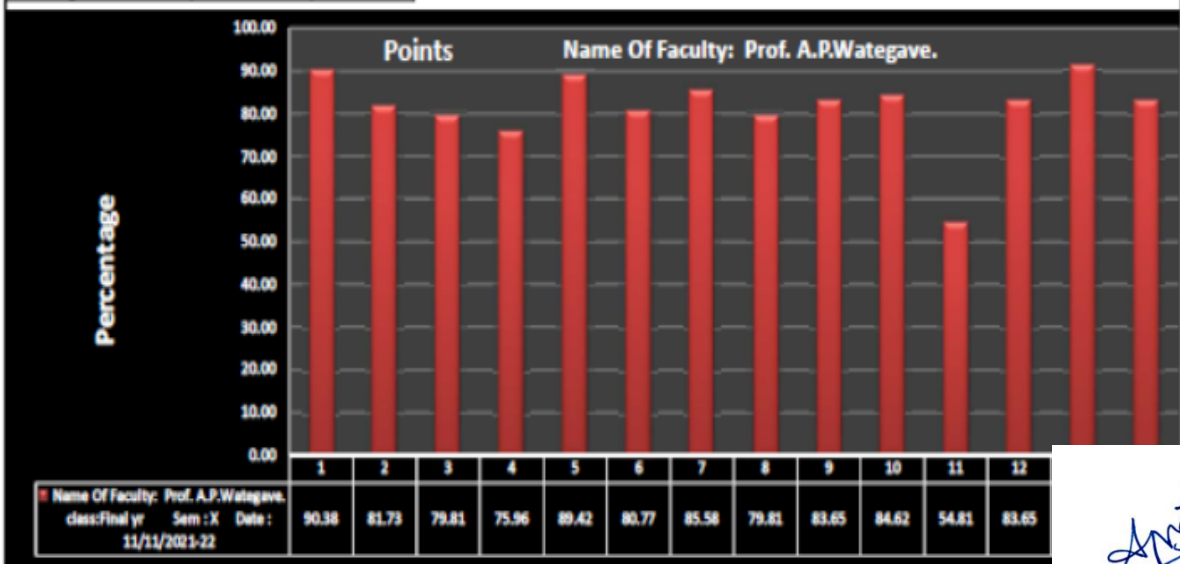
Students	Name Of Faculty: Prof. A.P.Wategave. class:Final yr Sem : X Date : 11/11/2021-22													
	1	2	3	4	5	6	7	8	9	10	11	12	13	14
1	3	3	4	4	4	4	4	4	4	1	3	4	4	4
2	4	4	4	4	4	3	4	4	3	4	4	4	4	4
3	4	3	3	3	4	2	3	3	2	1	2	4	4	2
4	4	3	3	2	4	3	4	3	3	4	1	3	3	3
5	4	4	4	3	4	3	3	3	4	4	4	2	4	4
6	4	4	4	4	4	4	4	4	4	4	4	4	4	4
7	4	4	4	4	4	4	3	2	4	2	1	4	4	4
8	3	3	2	3	4	3	4	2	4	4	2	4	4	4
9	3	3	2	3	4	3	4	3	4	4	2	4	4	4
10	4	3	3	3	3	2	4	4	3	3	2	4	4	3
11	4	3	3	2	4	4	4	4	3	3	3	3	3	2
12	4	3	4	2	3	3	4	3	4	4	4	4	4	4
13	3	3	3	3	2	4	3	3	3	3	3	3	3	3
14	3	2	3	2	4	3	2	4	2	3	1	2	4	2
15	4	3	3	4	4	4	4	4	4	4	1	4	4	4
16	2	3	1	1	1	1	3	1	2	3	1	1	3	1
17	4	4	4	4	4	4	4	4	4	4	1	4	4	4
18	3	3	4	3	3	4	4	4	4	4	1	4	3	4
19	3	2	2	3	3	3	2	3	3	2	2	3	3	3
20	4	4	4	3	4	3	3	3	4	4	3	3	4	3
21	4	4	4	4	4	4	3	3	3	4	1	3	4	4
22	4	4	4	4	4	4	4	3	4	4	2	4	4	4
23	3	3	2	4	2	1	2	4	3	4	2	2	4	3
24	4	4	3	2	4	3	3	2	3	3	2	3	3	3
25	4	2	2	1	4	4	3	2	2	4	1	3	2	3
26	4	4	4	4	4	4	4	4	4	4	4	4	4	4
Total Marks	94	85	83	79	93	84	89	83	87	88	57	87	95	87
Percentage	90.38	81.73	79.81	75.96	89.42	80.77	85.58	79.81	83.65	84.62	54.81	83.65	91.35	83.65

No.Of.Students=30

Total= No.of Marks

Percentage = Total Marks/(4*No.of students)*100


Avg total
83.17%



Feedback Outcome 1) The Bar Graph below 50% shows improvement should be done concerned with the respective question.
2) The Bar Graph above 70% shows good feedback concerned with respective question.

Feedback Observation In charge : Prof.S.P.Jagtap /Prof.A.P.Wategave
Appasaheb Birnale College of Architecture,Sangli.

Feedback Observation Head :
Principal : Prof. V.B.Sambrekar

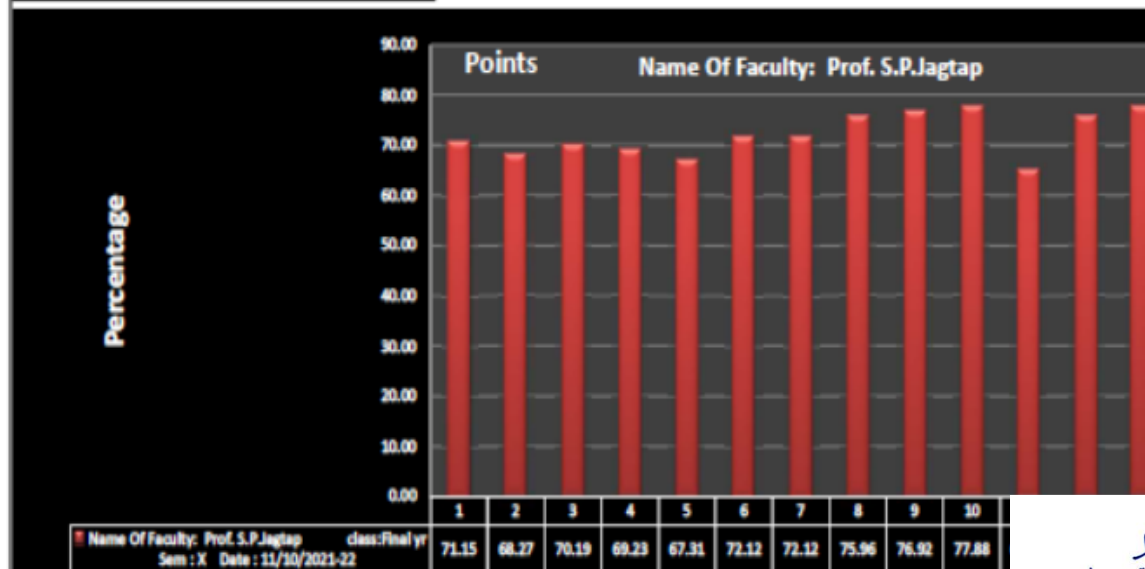


Students	Name Of Faculty: Prof. S.P.Jagtap class:Final yr Sem : X Date : 11/10/2021-22												
	1	2	3	4	5	6	7	8	9	10	11	12	13
1	3	3	3	3	2	2	3	3	3	4	3	3	3
2	3	4	3	3	2	2	3	2	1	1	1	2	1
3	3	3	4	4	3	3	3	2	2	4	2	2	4
4	3	2	3	3	3	2	4	2	3	3	2	3	2
5	4	3	4	3	3	3	3	3	3	4	4	4	4
6	4	4	4	4	4	4	4	4	4	4	2	3	4
7	4	3	3	4	3	4	3	4	2	4	1	3	3
8	3	2	1	2	3	3	3	2	2	3	2	3	3
9	3	2	1	2	3	3	3	3	3	3	3	3	3
10	3	3	2	2	2	2	3	3	3	2	2	3	3
11	3	3	2	3	4	3	2	3	3	2	3	2	3
12	3	2	3	1	1	2	2	2	3	2	3	2	3
13	2	2	2	3	3	4	3	3	4	4	3	3	3
14	2	2	2	3	2	3	3	4	4	4	4	4	4
15	2	2	2	3	2	3	3	3	3	3	1	3	4
16	1	2	2	1	1	2	1	2	2	4	4	4	4
17	2	3	3	2	3	2	3	4	4	4	3	3	3
18	2	2	2	2	2	2	2	2	2	2	1	2	2
19	3	2	2	3	3	3	2	4	4	4	4	3	3
20	3	3	3	3	3	3	3	3	3	3	3	3	3
21	4	4	4	4	4	4	4	4	4	3	3	4	4
22	3	3	4	4	4	4	4	3	3	3	3	4	4
23	2	2	3	3	3	3	2	4	4	4	4	4	3
24	3	3	4	2	2	4	2	2	4	2	2	3	3
25	2	3	3	1	1	1	3	4	3	1	1	2	1
26	4	4	4	4	4	4	4	4	4	4	4	4	4
Total Marks	74	71	73	72	70	75	75	79	80	81	68	79	81
Percentage	71.15	68.27	70.19	69.23	67.31	72.12	72.12	75.96	76.92	77.88	65.38	75.96	77.88

No.Of.Students= 30

Total= No.of Marks


Percentage = Total Marks/[4*No.of students]*100



Feedback Outcome 1) The Bar Graph below 50% shows improvement should be done concerned with the respective question.
2) The Bar Graph above 70% shows good feedback concerned with respective question.

Feedback Observation In charge : Prof.S.P.Jagtap /Prof.A.P.Wategve
Appasaheb Birnale College of Architecture,Sangli.

Feedback Observation Head :
Principal : Prof. V.B.Sambrekar




Students	Name Of Faculty: Prof. V.D.Rasal class:Final yr Sem : X Date : 11/11/2021-22													
	1	2	3	4	5	6	7	8	9	10	11	12	13	14
1	4	4	4	4	3	3	4	4	4	1	3	4	4	4
2	2	3	4	3	3	2	3	3	2	2	2	1	2	3
3	3	3	2	3	3	2	3	2	2	1	2	4	4	4
4	3	2	3	3	4	3	3	3	2	2	1	2	2	2
5	3	2	2	1	3	2	2	2	2	3	1	2	3	4
6	4	4	4	4	4	4	4	4	4	4	4	4	4	4
7	4	3	3	3	3	2	2	1	2	1	1	3	2	3
8	2	2	3	2	2	3	3	2	2	4	2	4	2	3
9	2	2	3	2	2	3	2	2	4	2	3	4	3	3
10	2	2	2	2	2	1	3	2	2	3	1	3	3	3
11	1	2	1	2	2	3	1	2	1	2	1	3	2	3
12	3	2	2	1	3	2	3	3	3	4	3	3	4	3
13	2	1	2	1	2	1	2	2	1	2	2	2	2	2
14	2	2	2	3	3	4	2	4	2	3	1	3	4	3
15	2	2	2	3	3	4	3	4	4	4	1	4	4	3
16	2	3	2	1	3	1	3	3	3	3	1	4	3	3
17	3	2	2	3	2	2	3	4	2	4	1	3	3	3
18	3	2	2	2	3	3	2	2	2	2	1	2	2	2
19	2	2	2	3	2	2	2	2	2	1	2	1	2	2
20	3	2	3	3	2	3	3	2	3	3	4	4	3	3
21	4	4	4	4	4	3	3	3	4	4	1	4	4	4
22	3	4	3	2	4	4	4	3	2	3	2	4	4	3
23	1	2	3	2	1	2	2	2	4	2	2	3	3	2
24	3	3	3	2	3	2	2	3	3	2	2	3	2	2
25	2	1	1	2	2	1	1	2	1	1	2	2	2	3
26	4	4	4	4	4	4	4	4	4	4	4	4	4	4
Total Marks	69	65	68	65	72	66	69	70	67	67	50	80	77	78
Percentage	66.35	62.50	65.38	62.50	69.23	63.46	66.35	67.31	64.42	64.42	48.08	76.92	74.04	75.00

No.Of.Students= 30

Total= No.of Marks

Percentage = Total Marks/(4*No.of students)*100


Avg Total
63.15%



Feedback Outcome 1) The Bar Graph below 50% shows improvement should be done concerned with the respective question.
2) The Bar Graph above 70% shows good feedback concerned with respective question.

Feedback Observation In charge : Prof.S.P.Jagtap /Prof.A.P.Wategve
Appasaheb Birnale College of Architecture,Sangli.

Feedback Observation Head :
Prindpal : Prof. V.B.Sambrekar

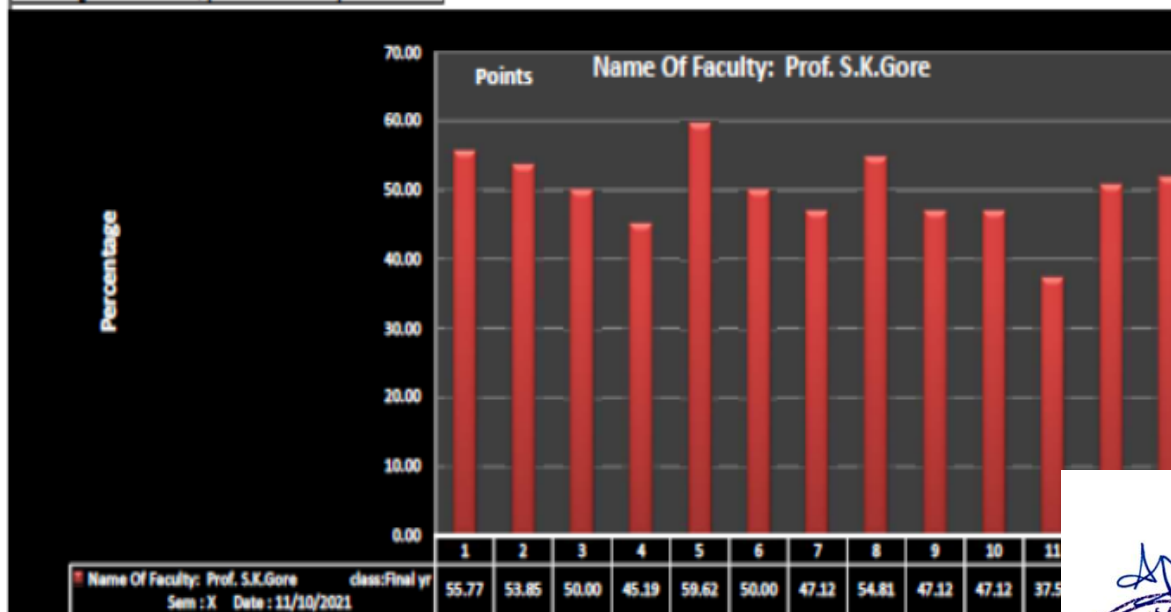


Students	Name Of Faculty: Prof. S.K.Gore class:Final yr Sem : X Date : 11/10/2021												
	1	2	3	4	5	6	7	8	9	10	11	12	13
1	2	2	3	2	2	3	2	2	2	1	2	2	2
2	2	3	4	1	4	1	1	2	2	1	1	1	1
3	3	2	2	3	2	2	1	2	1	1	2	4	3
4	2	3	2	2	2	1	2	2	1	1	2	1	2
5	2	2	3	2	2	1	1	2	1	1	1	1	1
6	3	4	3	3	4	2	3	2	2	2	2	3	2
7	4	2	2	1	2	2	1	1	2	1	1	2	2
8	2	1	1	2	1	2	1	2	2	1	1	3	2
9	2	1	1	2	1	2	1	2	2	2	1	3	2
10	2	1	1	2	2	1	1	2	2	2	1	1	2
11	2	1	1	2	3	1	2	2	2	2	1	4	3
12	2	1	2	1	2	2	1	3	2	2	3	2	2
13	2	1	1	1	2	2	2	1	1	1	1	1	2
14	2	2	1	2	3	1	2	3	2	2	1	1	2
15	2	2	1	2	3	2	2	3	2	3	1	2	4
16	2	4	2	1	2	3	2	2	2	3	1	2	1
17	3	2	3	2	3	2	3	2	2	4	1	3	3
18	2	2	2	2	2	2	2	2	2	1	1	1	2
19	2	3	3	2	4	2	2	3	3	2	1	2	2
20	2	2	2	3	3	3	4	4	4	4	3	3	3
21	2	2	2	2	2	1	1	1	1	1	1	2	2
22	1	3	2	1	4	2	3	2	2	2	3	2	2
23	2	1	2	2	1	3	2	2	1	2	2	2	2
24	3	3	2	2	3	3	2	3	2	1	1	2	2
25	2	2	1	1	2	2	1	1	1	3	2	2	1
26	3	4	3	1	1	4	4	4	3	3	2	1	2
Total Marks	58	56	52	47	62	52	49	57	49	49	39	53	54
Percentage	55.77	53.85	50.00	45.19	59.62	50.00	47.12	54.81	47.12	47.12	37.50	50.96	51.92

No.Of.Students= 30

Total= No.of Marks


Percentage = Total Marks/[(4*No.of students)*100



Feedback Outcome 1) The Bar Graph below 50% shows improvement should be done concerned with the respective question.
2) The Bar Graph above 70% shows good feedback concerned with respective question.

Feedback Observation In charge : Prof.S.P.Jgatap /Prof.A.P.Wategve
Appasaheb Birnale College of Architecture,Sangli.

Feedback Observation Head :
Principal : Prof. V.B.Sambrekar



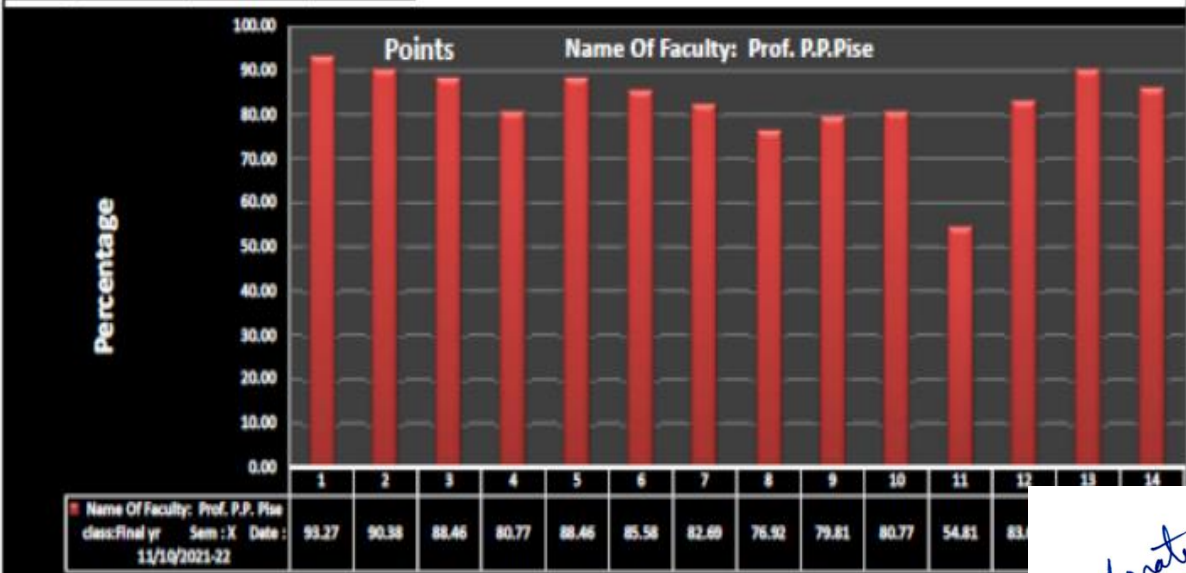
Students	Name Of Faculty: Prof. P.P. Pise													
	1	2	3	4	5	6	7	8	9	10	11	12	13	14
1	4	4	4	4	4	3	4	4	4	1	3	4	4	4
2	3	4	4	3	4	2	3	3	2	2	3	3	2	3
3	4	4	2	3	4	3	1	2	3	1	4	1	4	3
4	4	4	3	3	3	4	4	3	2	4	2	2	3	3
5	4	4	4	3	3	3	3	3	4	4	3	4	4	4
6	4	4	4	4	4	4	4	4	4	4	4	4	4	4
7	4	4	4	4	4	4	3	1	2	1	1	4	4	4
8	4	3	4	3	4	3	4	2	4	4	2	4	4	4
9	4	3	4	3	4	3	4	1	4	4	3	4	4	4
10	4	4	2	2	3	3	4	4	2	3	1	4	4	4
11	4	4	4	3	4	4	3	4	4	4	1	3	3	4
12	4	3	3	3	4	3	3	4	4	4	4	4	4	4
13	4	4	4	4	4	4	3	3	3	3	2	3	3	3
14	3	2	3	3	3	4	3	4	3	3	1	3	4	3
15	3	3	3	3	3	4	4	4	4	4	1	4	4	3
16	4	4	3	3	4	3	4	3	1	4	1	4	4	4
17	3	3	4	4	4	4	1	4	4	4	1	3	4	4
18	3	3	4	3	3	3	3	2	2	2	1	2	3	2
19	3	3	3	3	3	2	3	2	3	2	1	2	1	2
20	4	4	4	4	4	4	4	4	4	4	4	4	4	4
21	4	4	4	4	4	4	4	3	4	4	1	4	4	4
22	4	4	4	2	4	4	4	3	4	4	3	4	4	4
23	4	4	3	4	3	3	3	3	2	4	2	3	4	3
24	3	3	4	2	2	4	2	2	3	3	2	2	3	2
25	4	4	3	3	2	3	4	4	3	3	2	4	4	3
26	4	4	4	4	4	4	4	4	4	4	4	4	4	4
Total Marks	97	94	92	84	92	89	86	80	83	84	57	87	94	90
Percentage	93.27	90.38	88.46	80.77	88.46	85.58	82.69	76.92	79.81	80.77	54.81	83.65	90.38	86.54

Avg Total
84.71%

No. Of Students= 30

Total= No. of Marks

Percentage = Total Marks / (4 * No. of students) * 100




Feedback Outcome

- 1) The Bar Graph below 50% shows improvement should be done concerned with the respective question.
- 2) The Bar Graph above 70% shows good feedback concerned with respective question.

Feedback Observation In charge : Prof.S.P.Jagtap /Prof.A.P.Wategve
Appasaheb Birnale College of Architecture, Sangli.

Feedback Observation Head :
Principal : Prof. V.B.Sambrekar



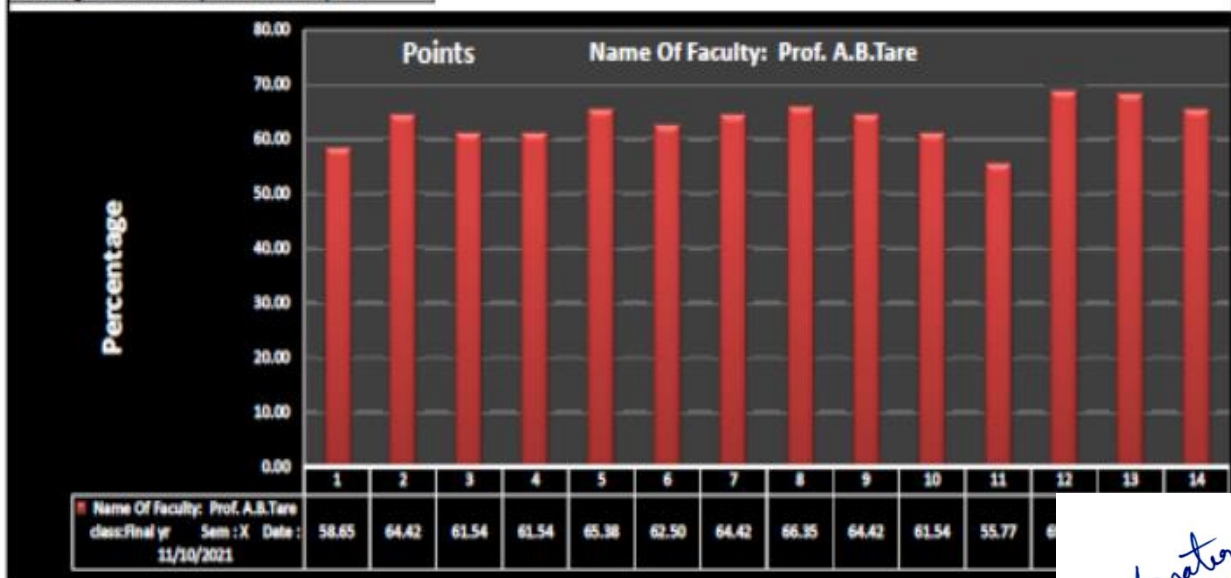
Students	Name Of Faculty: Prof. A.B.Tare class:Final yr Sem : X Date : 11/10/2021													
	1	2	3	4	5	6	7	8	9	10	11	12	13	14
1	3	3	3	3	2	2	3	3	3	1	3	3	3	3
2	2	3	4	3	2	1	3	3	2	2	2	1	2	3
3	1	3	2	1	2	2	1	2	1	1	4	1	1	1
4	3	3	3	2	4	2	3	3	2	2	2	2	2	2
5	4	3	3	2	3	3	4	3	3	3	1	4	4	4
6	3	4	4	4	3	3	4	3	4	4	4	4	4	4
7	4	3	3	3	2	1	3	1	2	1	1	3	3	3
8	2	2	3	2	3	3	2	2	2	3	2	4	2	3
9	2	2	3	2	3	3	2	2	2	3	2	3	2	3
10	1	2	1	2	2	1	2	2	2	2	2	2	2	2
11	1	2	1	2	3	3	1	2	2	2	4	2	2	2
12	2	2	1	2	3	1	2	2	3	3	3	2	3	2
13	2	2	2	2	3	3	2	2	2	2	2	2	2	2
14	2	2	2	3	2	3	2	3	2	2	1	3	4	2
15	2	2	2	3	2	3	2	3	2	3	1	3	4	3
16	2	3	2	2	2	3	2	3	3	3	1	4	3	3
17	2	2	3	4	3	2	3	3	3	3	3	3	3	3
18	3	2	3	3	2	2	3	2	2	3	1	3	3	2
19	3	3	2	3	3	3	2	3	3	3	2	3	2	3
20	3	2	2	2	3	3	2	3	3	3	3	3	3	3
21	3	3	3	3	3	3	2	2	4	3	1	3	4	3
22	1	3	2	1	2	4	4	3	3	3	2	3	2	2
23	1	2	2	2	1	2	3	4	3	2	2	2	2	2
24	2	3	2	2	4	2	3	3	3	2	2	2	2	2
25	3	2	2	2	2	3	3	3	2	1	3	3	3	2
26	4	4	4	4	4	4	4	4	4	4	4	4	4	4
Total Marks	61	67	64	64	68	65	67	69	67	64	58	72	71	68
Percentage	58.65	64.42	61.54	61.54	65.38	62.50	64.42	66.35	64.42	61.54	55.77	69.23	68.27	65.38

Avg. Total
63.00%

No. Of Students= 30

Total= No. of Marks

Percentage = Total Marks/(4*No. of students)*100



Feedback Outcome

- 1) The Bar Graph below 50% shows improvement should be done concerned with the respective question.
- 2) The Bar Graph above 70% shows good feedback concerned with respective question.

Feedback Observation In charge : Prof.S.P.Jagtap /Prof.A.P.Wategve
Appasaheb Birmale College of Architecture, Sangli.

Feedback Observation Head :
Principal : Prof. V.B.Sambrekar

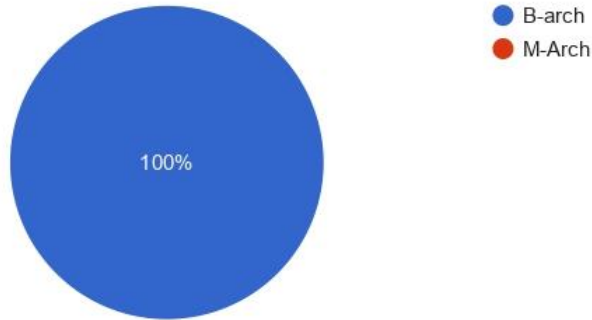


Feedback Google Form Recorded Responses (Students)

Program name

 Copy

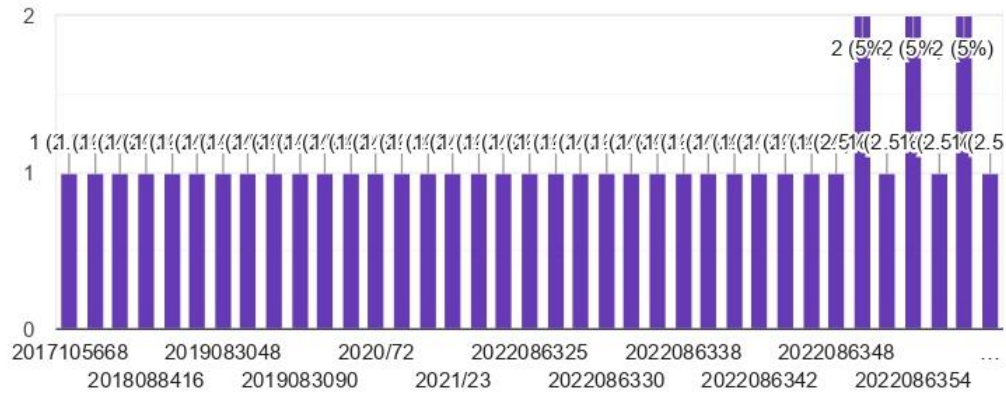
45 responses



Unique Enrolment ID/College ID/University enrolment number

 Copy

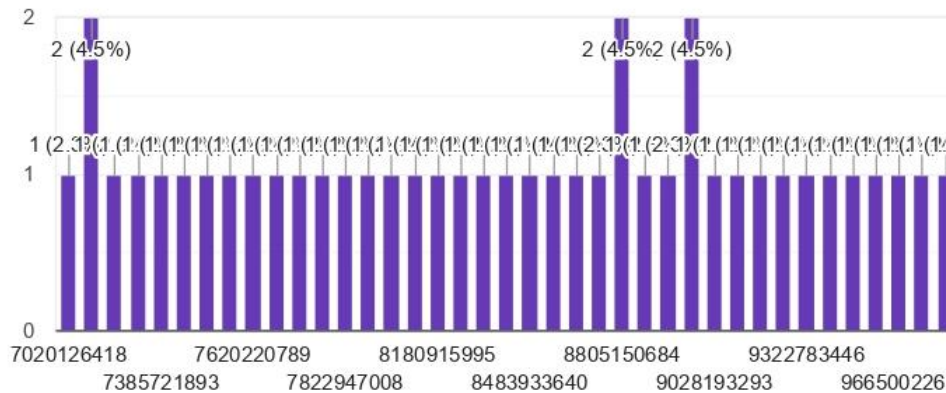
40 responses



Mobile number

 Copy

44 responses



Appasaheb birnale College of Architecture Sangli,

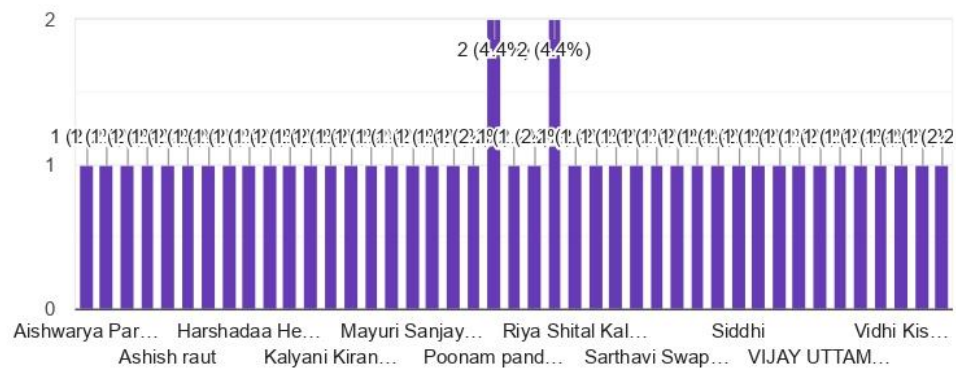
45 responses

[Publish analytics](#)

Name of the student

[Copy](#)

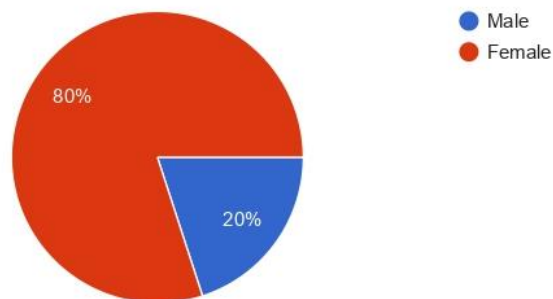
45 responses



Gender

[Copy](#)

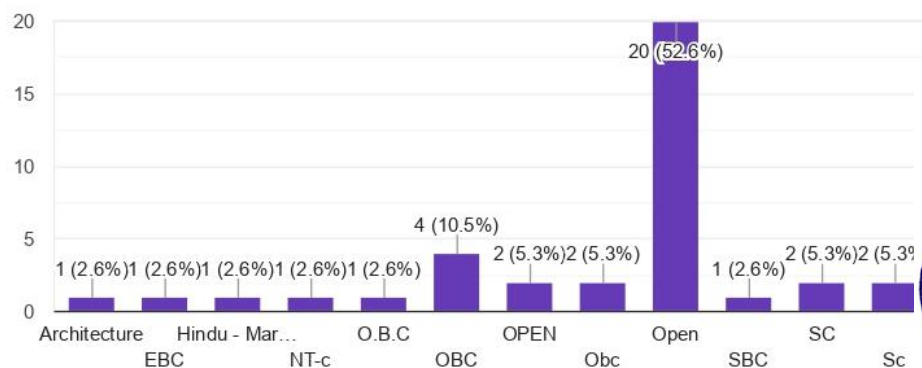
45 responses



Category

[Copy](#)

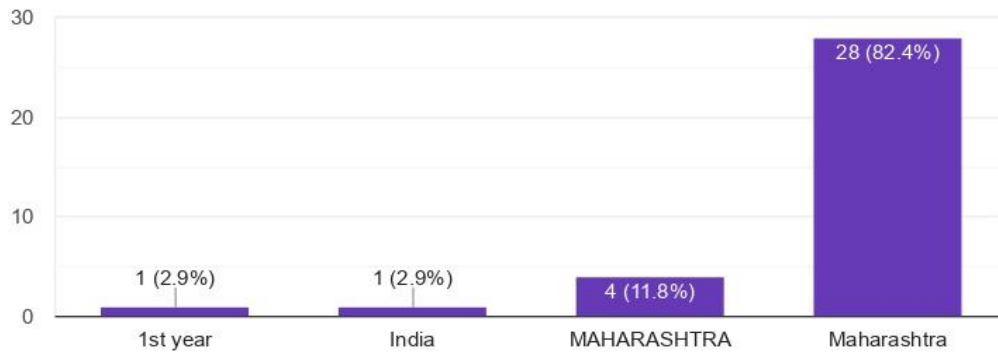
38 responses



State of Domicile

 Copy

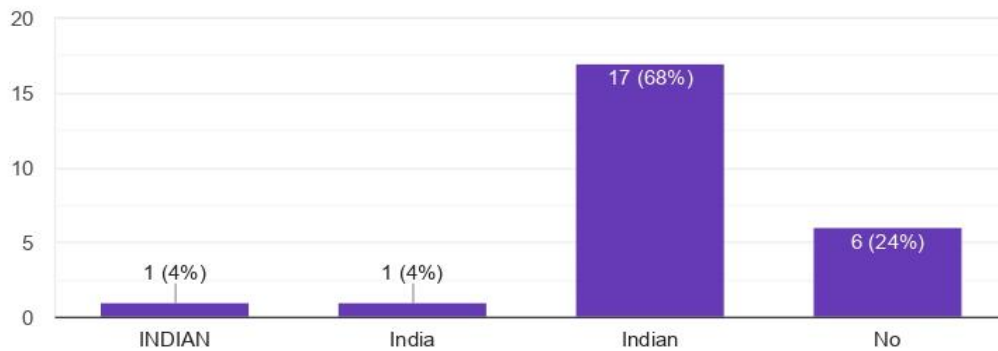
34 responses



Nationality if other than Indian

 Copy


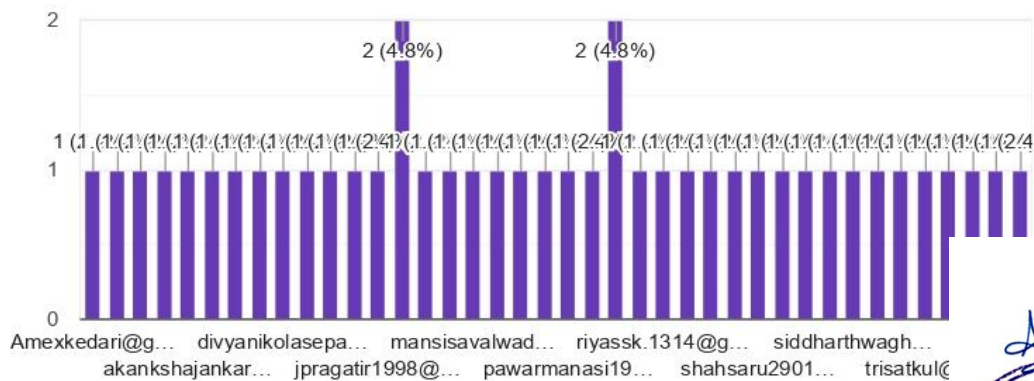
25 responses



E-mail Id

 Copy

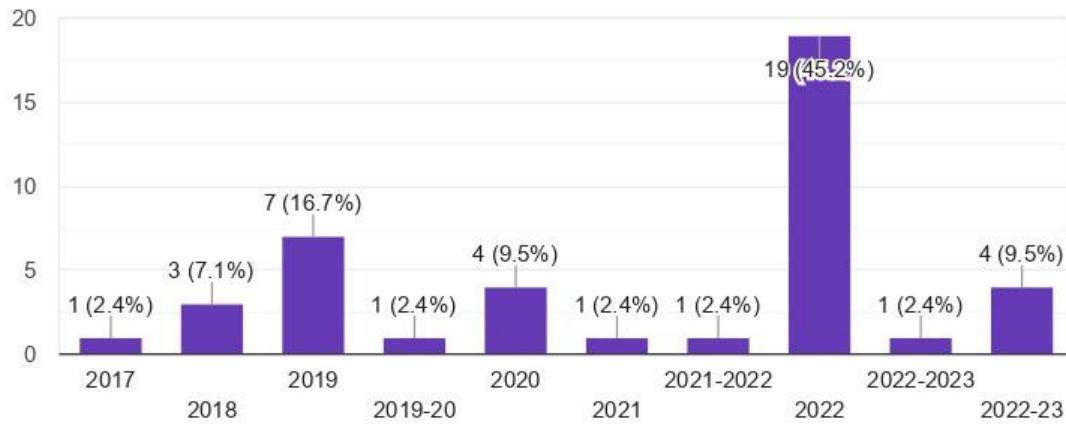
42 responses



Year Of Joining

 Copy

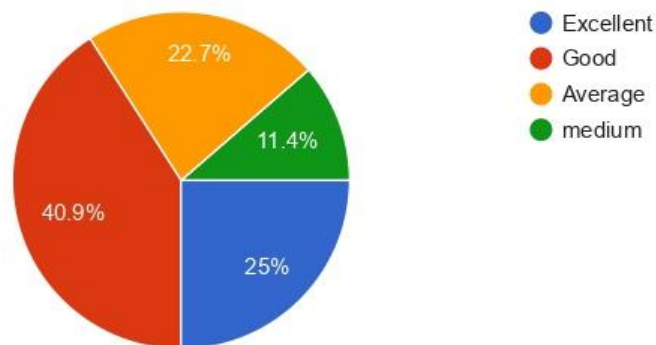
42 responses



Grade the year Calendar schedule followed by college

 Copy

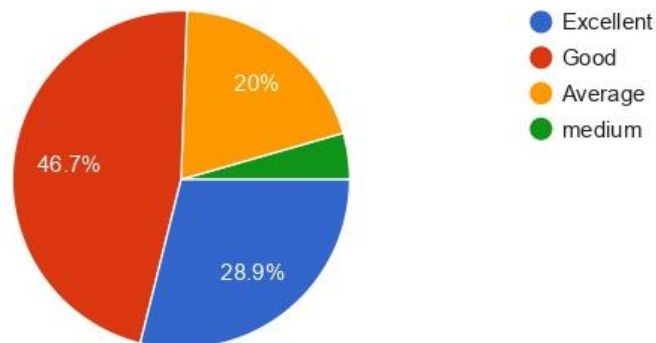
44 responses



Grade the time table prepared by college

 Copy

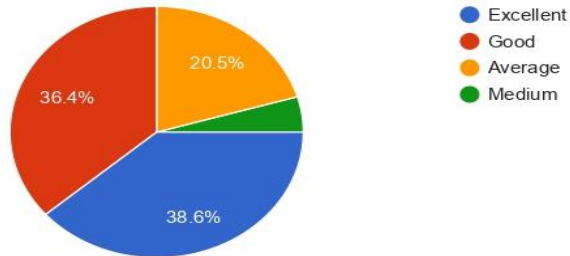
45 responses



Grade the quality of e-library provided by institute

 Copy

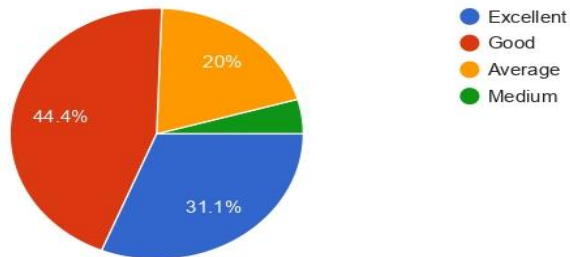
44 responses



Grade the supporting admin staff & office management system

 Copy

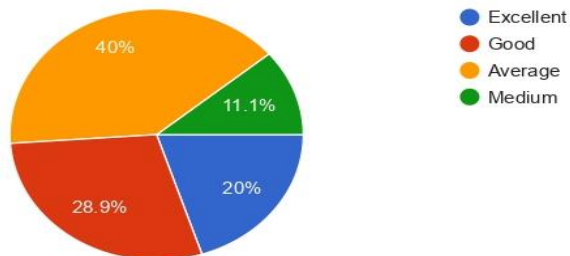
45 responses



Grade the working of various club's running in college

 Copy

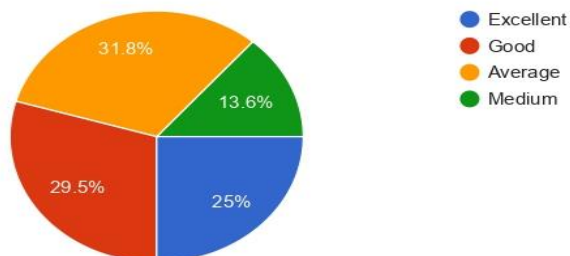
45 responses



Grade the working of Exhibition running in college

 Copy

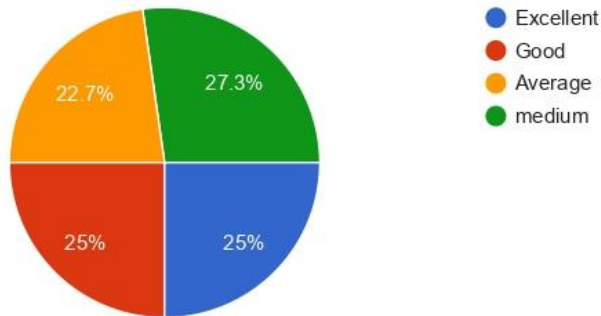
44 responses



Grade the quality of WI-FI facility provided by institute

 Copy

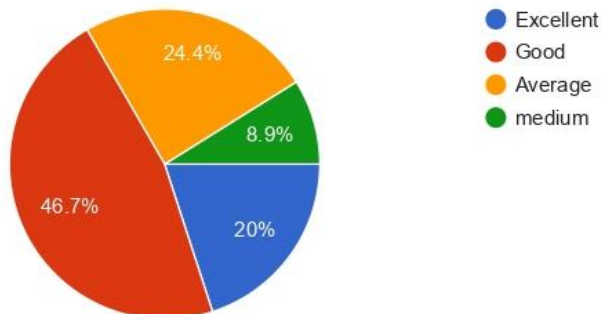
44 responses



Grade the quality of smart classrooms

 Copy

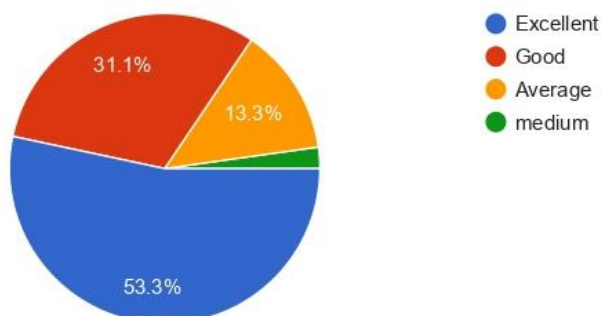
45 responses



Grade the quality of Offline library facility by institute

 Copy

45 responses



Anatone

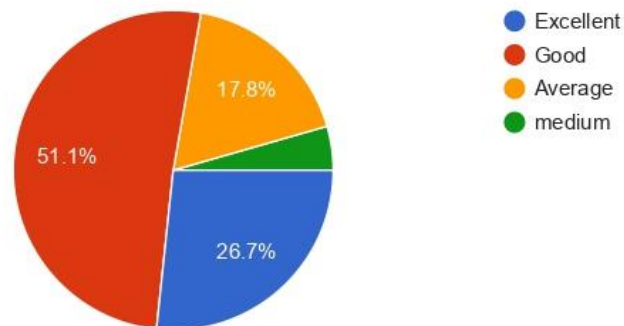


Birnala College of Architecture, Sarai
Reg. No. 2 NGPI / 1093 / 2553
Dt. 13-8-1993
91416

Grade the quality of guest lectures conducted by institution

 Copy

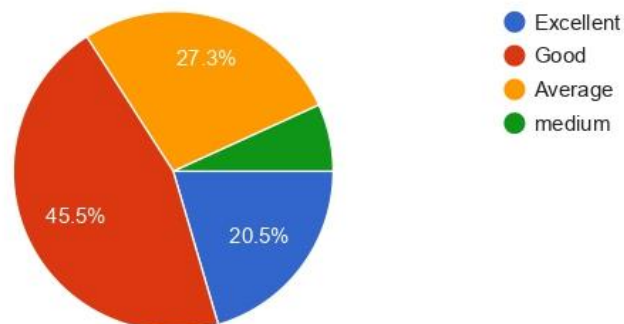
45 responses



Grade the case studies suggested by institute

 Copy

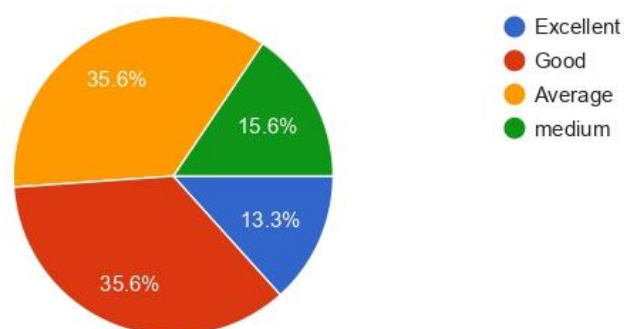
44 responses



Grade the quality of computer facilities available with institute

 Copy

45 responses



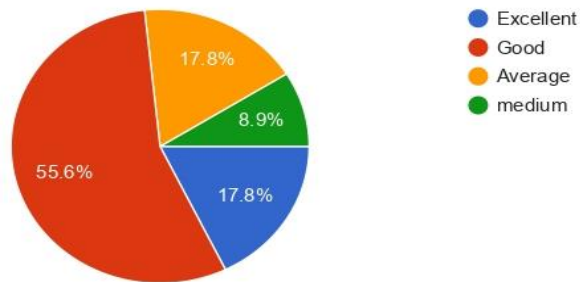
Signature



Grade the external evaluation process followed.

 Copy

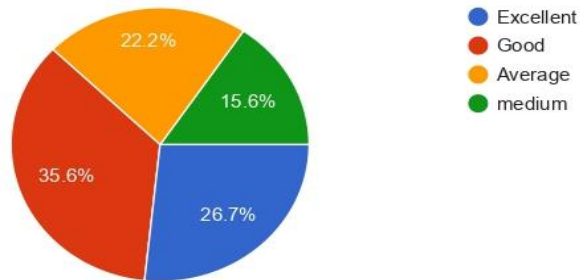
45 responses



Grade the extracurricular activities conducted by institution

 Copy

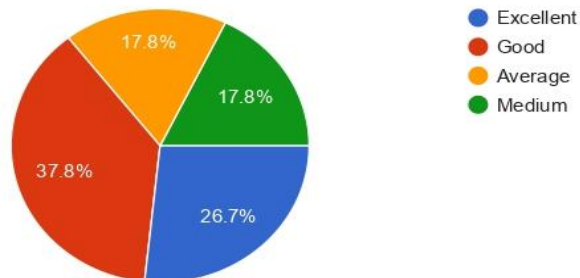
45 responses



Grade the quality of workshops conducted by institution

 Copy

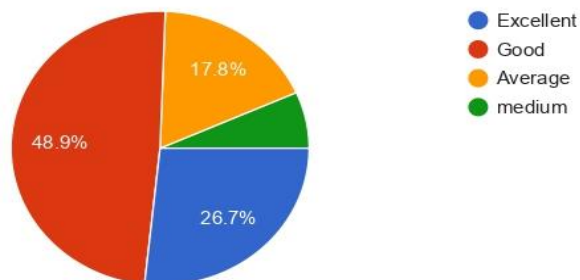
45 responses



Grade the quality of seminars conducted by institution

 Copy

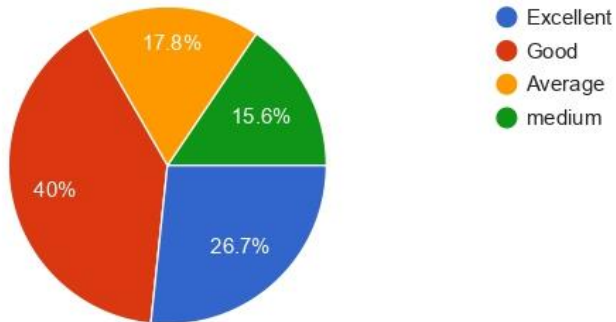
45 responses



Grade the content of syllabus by Shivaji University

 Copy

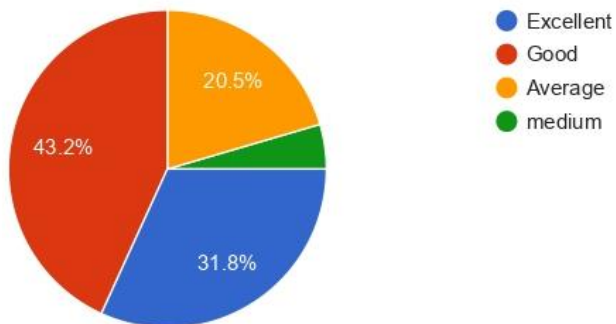
45 responses



Grade the quality of teaching methodology

 Copy

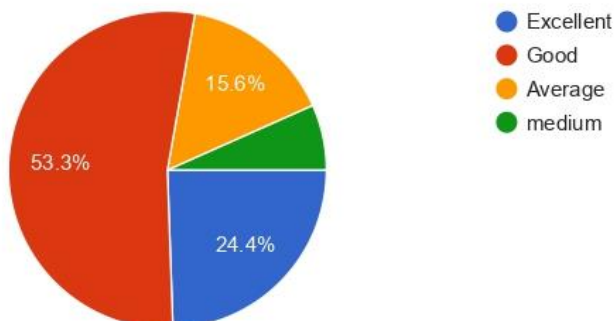
44 responses



Grade the internal evaluation process followed throughout the academic semester.

 Copy

45 responses



Sr. No.	Feed back	Received from	Action taken
Student Action taken Report			
1	They need more time and weightage to practical and hands-on experience.	Student	More hands-on exercises were introduced in History, Climatology and theory of structures
2	Integrating the physical training in the routine. They want some more leisure time to get refreshed and remain healthy.	Student	Yoga classes introduced in audit course. Campus is kept open for leisure after college hours.
3	The subjects having less credits as compared to high credit subjects (e.g.- History v/s Design) are also intensive in content.	Student	Load on students was reduced by clubbing the explorations of two subjects. At university exams also it is allowed to use same prints of the work done for with aligned objectives for two subjects
4	To get more inputs in Design.	Student	Theoretical inputs were introduced in teaching plan of design, urban design and thesis.
5	To include more software in the syllabus.	Student	The new software will come in Market students must use that as tool. The basic tools like auto cad were introduced in the graphics in first year.



Signature
V.C. PRINCIPAL,
APPASAHEB BIRNALE COLLEGE
OF ARCHITECTURE, SANGLI.